







19th Century - Sedona



# BUILDING ON A LEGACY

Stone has a legacy that's as old as time. Ever since mankind could build, they've been doing it with stone. At Horizon Stone, we take that legacy seriously.

Founded in 2003, Horizon Stone is committed to creating high-quality, long-lasting stone veneers that add value to your home. Every look is molded from quarried stone to perfectly replicate the beauty and texture of nature. Equal attention is paid to our colors, which we apply using the same natural iron oxide pigment found in real stone.

At Horizon Stone, we love our products and it shows. From the highest quality stone veneers and customer service to our affordable prices—we take pride in bringing you the best.



# TABLE OF CONTENTS

2	Our Products
4	Applications
6	Horizon Stone
	• Handcrafted Series
	• 19th Century Series
	• LedgeStone Series
	• Olde World Series
	• Craftsman Cottage Stone Series
	• Fieldstone Series
	• Rockface Series
	• QuickFit Series
22	Accessories
26	Step Treads and Pavers
28	Installation
	• Moisture Control
	• Bond
	• Cold Weather
	• How to Prevent Cracking
32	Maintenance





# OUR PRODUCTS

---

Explore our high-quality manufactured stones and discover the many ways we can enhance the exterior and interior areas of your residential or commercial environments. Our extensive range of shapes, textures, sizes and colors are molded from quarried stone to create authentic looks at a fraction of the price.

## Perfected

By blending the best of old-world stone structures and modern technology, we affordably offer the timeless look of stone with the modern convenience of custom manufacturing.

## Supported

Our people, just like our stone, are rock solid. Each and every customer service representative is dedicated to providing exceptional support, going above and beyond to fulfill every customer inquiry.

## Trusted

Horizon Stone works with an exclusive, vetted network of distributors and suppliers to ensure you receive your order in a timely, professional manner. We only work with the best, and when you order a Horizon Stone product, you do, too..





Handcrafted - Harbor Bluff



Quickfit - Santa Fe





# APPLICATIONS

Horizon Stone veneers are lighter in weight than natural stone and easily adhere to many interior and exterior surfaces without the challenges and costs of installing natural stone. Suitable for both residential and commercial non-structural uses, Horizon Stone products are designed to withstand harsh UV rays, temperature extremes and weather variations.

Horizon Stone uses include, but are not limited to:

## Residential Interiors

- Fireplace surrounds
- Mantels
- Full walls
- Accent walls
- Backsplashes

Horizon Stone can add beauty and texture to any interior room. Consider using it in your kitchen, wine cellar, master bath or family room to add an inviting touch of warmth and character to your home.

## Commercial Interiors

- Column surrounds (non-weight bearing)
- Planters
- Full walls
- Accent Walls

The textural aesthetic of Horizon Stone veneers makes commercial indoor environments more inviting. From restaurants and retail buildings to hospitals and senior living facilities, our manufactured stones offer cost-savings, easy installation and lasting beauty.



Handcrafted / Ledgerstone - Hermitage



## Residential and Commercial Exteriors

- Exterior cladding
- Exterior accent walls
- Outdoor Living Spaces
  - Fireplaces
  - Grill surrounds
  - Walkways and pathways (non-vehicular)
  - Pool surrounds
  - Stair treads
  - Retaining walls (non-weight bearing)

All the same residential exterior applications cross over into commercial. Because manufactured stone weighs less than natural stone, it is easier and less costly to transport to a job site. Horizon Stone is also easier to install and cut, in addition to being color fast, durable and easy to maintain, making it one of the most popular ways to enhance any commercial or residential property.



19th Century - Mossy Creek



Olde World - Harbor Bluff





# HANDCRAFTED SERIES

Straight from the bench of a stonemason

Stone has been shaped by human beings for as long as they could make and use tools. Our Handcrafted Series is testimony to that ancient tradition, featuring rugged symmetry and precise lines for an ageless look and feel.







**Canyon Ridge**



**Cumberland**



**Harbor Bluff**



**Hermitage**



**Hickory**



**Mossy Creek**



**Pecan**



**Pinehurst**




**Sedona**



**Shenandoah**



**Smoky Mountain**



**Westchester**





# 19TH CENTURY SERIES

A rough-quarried feel with historic elegance

Our 19th Century Series takes a page straight from the stone construction of colonial architecture. Whether dry-stacked or mortared, this style is strong and durable, just like the era that inspired it.







**Canyon Ridge**



**Cumberland**



**Harbor Bluff**



**Hermitage**



**Hickory**



**Mossy Creek**



**Pecan**



**Pinehurst**



**Sedona**



**Shenandoah**



**Smoky Mountain**



**Westchester**





# LEDGESTONE SERIES

Rich colors and genuine textures

The LedgeStone Series offers the irregular, aged look of natural stone with a variety of options in size, texture and shape. The natural, “stacked” look of the LedgeStone Series is familiar and elegant, featuring rich colors and genuine textures that make it one of our most popular styles.



LedgeStone - Smoky Mountain






**Canyon Ridge**



**Cumberland**




**Harbor Bluff**




**Hermitage**



**Hickory**




**Mossy Creek**




**Pecan**



**Pinehurst**




**Sedona**



**Shenandoah**



**Smoky Mountain**



**Westchester**





# OLDE WORLD SERIES

An old-world blend with modern sensibility

Our Olde World Series brings the beauty of our LedgeStone, 19th Century and Handcrafted Series together in a unique blend of traditional, historical and handmade looks to create an old world feel with a modern touch.







**Canyon Ridge**



**Cumberland**




**Harbor Bluff**



**Hermitage**



**Hickory**




**Mossy Creek**



**Pecan**



**Pinehurst**




**Sedona**



**Shenandoah**



**Smoky Mountain**



**Westchester**





# CRAFTSMAN COTTAGE STONE SERIES

Countryside warmth with rustic appeal

Uniquely textured and naturally formed from stones found in the Ozark Mountains, our Craftsman Cottage Stone Series is perfect for the bungalow (craftsman) style homes that are popular today.







**Harbor Bluff**



**Hickory**



**Mossy Creek**



**Pecan**



**Shenandoah**



**Stonehenge**





# FIELDSTONE SERIES

Wild and untamed for an organic style

Traditionally, stonemasons used stones from fields near their building sites. Our Fieldstone Series mirrors this grassroots tradition by using the rough textures and random shapes of natural stone from the countryside.







**Canyon Ridge**



**Cumberland**



**Harbor Bluff**



**Hermitage**



**Hickory**



**Mossy Creek**



**Pecan**



**Pinehurst**



**Sedona**



**Shenandoah**



**Smoky Mountain**



**Westchester**





# ROCKFACE SERIES

Where historic architecture meets modern design

The chiseled texture of our Rockface Series is reminiscent of classic stones used in historical architecture designed throughout the world. Its symmetrical shape also makes it the perfect stone for today's contemporary designs.








**Desert Blend**



**Hamilton**



**Hermitage**



**Pinehurst**



**Sedona**



**Stonehenge**





# QUICKFIT SERIES

The intersection of ease and beauty design

Our QuickFit Series of easy-to-install stone panels are a popular way to transform any exterior or interior wall. Perfect for residential and commercial use, the grout-free, user-friendly panels come in an array of earthen shades and authentic textures for a beautiful, natural look.







**Ash Creek**



**Birch**



**Ridgeline**



**Santa Fe**



**Sunset**





# ACCESSORIES

The finishing touch

Our vast array of accessories ensure your sills, mantles and step treads are as visually stunning as your Horizon Stone walls. Available in all shapes, sizes and colors, these accessories are the perfect accent to your home.





## HEARTHSTONES

20" x 20" x 1 3/4"



**Smoke**



**Oak**



**Slate**



**Grey**



**Taupe**



**Suede**



**Pewter**




**Linen**



**Light Trim**

8" x 8" x 1 1/2"



**Outlet Trim**

8" x 8" x 1 1/2"



**Water Bib**

8" x 8" x 1 1/2"



**Large Light Trim**

8" x 16" x 1 1/2"





# ACCESSORIES

The finishing touch

Our vast array of accessories ensure your sills, mantles and step treads are as visually stunning as your Horizon Stone walls. Available in all shapes, sizes and colors, these accessories are the perfect accent to your home.



## Mantle

6' Long / 10" Deep / 3½" Thick

5' Long / 10" Deep / 3½" Thick

(Mounting brackets included)



## Wall Cap

12" x 18" x 1¾"

16" x 20" x 2"



## Mantle Bracket

12" x 8" x 4"

(Mounting brackets included)



## Flat Wall Cap

12" x 24" x 2"

14" x 24" x 2"

16" x 24" x 2"



## Flat Pier Cap

22" x 22" x 4"

24" x 24" x 4"

28" x 28" x 4"



## Pier Cap

24" x 24" x 3"

32" x 32" x 3"





**Trimstone**

6" x 8" x 1½"

*available in rockface and smooth textures*



**Lintle**

8" x 18" x 1½"



**Shutter Strip**

4" x 2" x 13¾"



**Watertable Sill**

Back Height - 2" / Front Height - 1¾"

18" Wide x 3" Deep



**Trimstone**

6" x 8" x 1½"

*available in rockface and smooth textures*



**Keystone**

9½" x 7½" x 1½"

(4"w at base)

*available in rockface and smooth textures*



**Porch Trim**

24" x 6" x 3½"



**Keystone**

9½" x 7½" x 1½"

(4"w at base)

*available in rockface and smooth textures*





# STEP TREADS AND PAVERS

---

Our step treads and pavers can be used on any non-vehicular surface to add functionality and beauty to your outdoor living space. From patios and walkways to pool surrounds, we offer a full selection of stone colors to complement your landscape.





## **BULLNOSE STEP TREADS**

24" x 12" x 1"

24" x 12" x 2"

**Grey**



**Sahara**



**Ivory**



## **PAVER**

18" x 18" x 1"

18" x 18" x 2"

(Paver available in colors below)



**Buckskin**



**Mocha**



**Oyster**







# INSTALLATION

---

## Moisture Control

- There should be 2 layers of weather-resistant barrier to restrict the transmission of moisture to the surface behind.
- Acceptable WRB combinations are as follows:
  - 2 layers of #15 Felt
  - 2 layers of grade D paper
  - 1 layer of house wrap used with either felt or paper
- The ½-inch scratch coat should completely cover the lath, leaving no voids.
- Flashing should be installed prior to the adhered stone units.
- All flashing and flashing accessories must be corrosion resistant and integrated with the stone materials.
- Flashing must be installed at all through-wall penetrations and at terminations of stone installations.

## How to Prevent Cracking

- Metal lath needs to be wrapped continuously around all outside and inside corners a minimum of 12 inches and also attach every 6 inches at the next stud.
- On flat wall areas, metal lath and weather resistant barriers need to be overlapped 1 inch horizontally and vertically.
- Mortar mixed with higher cement content may be prone to cracking.









# INSTALLATION

---

## Bond

- When attaching stone, it is important to butter the entire back, not just the perimeter, with a nominal thickness.
- Prior to application of mortar to the backs of the stone or the scratch coat, the back of the stone should be moistened so that the surface appears damp, but without free-standing water. This is especially important in hot conditions. Moist curing the mortar scratch coat will help ensure there is minimal cracking and proper hydration.
- All stone pieces, especially large ones, should be firmly worked onto the scratch coat and slid slightly back and forth with a slight rotating motion to set the stone. The installer should start to feel the stone grab within a few seconds. At this point, no further movement of the stone should be made as the bonding will be broken. If the stone is moved after the initial set has begun, it should be removed, mortar scraped off the back of the stone and scratch coat, and then reattached properly.
- Grouting the joints should be completed after there is sufficient cure time of the installation of the stone units, when mild contact will not break the bonding.

## Cold Weather

- The use of anti-freeze admixtures to lower the freezing point of the mortar is not recommended. Stone pieces containing visible frozen moisture should not be installed.

For a detailed installation manual please refer to [horizon-stone.net](http://horizon-stone.net) under technical data.  
You can also contact your sales representative or call our office at 855-877-5905.





Craftsman Cottage Stone - Stonehenge





# MAINTENANCE

---

## Cleaning

- Do not use muriatic acid or harsh chemicals to clean stone.
- Do not use a wire brush to clean surface.
- Do not use pressure washers to clean stone.
- It is recommended to use a soft brush, soap, water, and a low pressure hose to clean stone.

## Rock-solid support is our secret weapon.

- Questions? Contact your sales representative or call our office at 855-877-5905.





Olde World - Hickory





---

2515 E. 43<sup>rd</sup> Street  
Chattanooga, TN 37407  
855.877.5905 **fx:** 423.629.0502  
**local:** 423.629.0801  
**email:** [info@horizon-stone.com](mailto:info@horizon-stone.com)

**[horizon-stone.com](http://horizon-stone.com)**



We suggest that you make your selections from actual product samples.  
The photography and printing process may vary from the products' actual color.